

CHINA BUILDING MATERIALS MAGAZINE

中国建材通讯

· 中国建材集团有限公司主办 · 2020年第3期(总150期) · 内部资料 免费交流



抗疫 稳岗 扶贫 扩就业

彭华岗到中国建材集团调研指导国企改革工作
中国建材集团召开总部机构定编工作会

凯盛科技新玻璃业务实现

准印证号:京内证字0818-L0074号

集团“4335”指导原则

4



3



3



5



总部“4335”指导原则

4



3



3



5





Contents

2020 3 150



1 4335

4

5

6

7

8

/

9

10

500

11

2019



12

2020

13

2020



14

“ ”

42

45

&

46 50

5

21

25

26

47

8

“ ”

34

4335

4335

41



4335



“ ”

“ ”

“ 4335”

“ 4335”

“ ”

/



600

“ ”

600

“ ” “ ”





“ ”

“

“ ” “ ”

”

“

”

“ ”

“ ”

“ ”

“ 4335”

“

” “ ”





/



/

“ ”

2019

2019

“ ” “ ”

”

2004 2019

30.6%

2019

“

” “ ”

“

”






500

2019

353



Brand Finance		Brand Finance Global 500 2020		Brand Finance Global 500 2019	
500	353	60	9	500	6100
3800	20	13	26	12500	5
3.8	2	65%	/	2019	100
				()	100





		HK3323	“
”	2019		
	2019	2,534	
15.7%	274.5	35.9%	
633.5	31.0%		109.7
	38.4%	3.91	
6.0%	1.12	16.5%	
5,238	48.5%	1966	
5.2%	248		12.1%
	40,829	34.7%	0
15			»



2020



“ ” “ ”

2020

2019

2019

2020

2019

“ ” “ ”

“ ” “ ”

2020

2020

800

53



2020

4335



“ ”

“ 4335”

“ 4335”

“ 4335”

“ 4335”

“ 4335”

35



抗疫 稳岗 扶贫 扩就业

中国建材集团勇担责任助力经济社会发展

“ ” “ ” “ ” “ ” “ ”







5

12

2019

2020



150

80



2020

BOSS

QQ

+



2020

H5

2020

30

4

20

1- 3

2545

2574

362

197

2183

2377

2662

6204

H

H

1021

2520

1641

3684

- 11

2010 10


300 400

2019 2020

5 5

2013 5

350





疫情防控&生产经营 两手抓两不误

3

33

23

2

2 23



6

Sinoma 85.6- 8MW
8.0MW



4

15 3 100% 6 3
14 93%
17.53% 221%
TIM
VPN ERP MES
4 9 OA
LZ62- 5.0
6
25000
3 7 7815
20



70

同欣
博雅



2 26

20

3

24

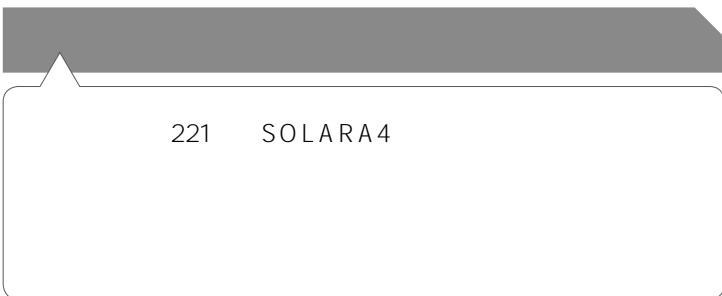
3 27

2

.....



14



221 SOLARA4





3

3 30
SCP



3 31



3 24



-
-
-

4

2020 3 18 8 8 BAYAH EPC




1 22 BECHAR BECHAR 3200 23

/

2 28 1 22





2	1500
---	------



2 21 5 10

Lindos

3 9

PAC

17 4 7



3 30


5500m²

37m

90

3

24



()

99.66%

172739

2020 3
2015 3

24



JSW

7

2 26



5

2000

800

42



强化经营理念 锤炼管理能力 推动高质量发展

12 12 4000 835
10% 9 2015



42% 52% 110%
3 27%
12
2019 +

2017
13 7 46%

25% 8 6
1

6

2422

99%

7

2019

3223

7.8GW

42% 2019

51.63

52.5%

4

110%

25%

2019

1.8MW/

19% 33%

53%

A+

120

1

EHS 10

6

4

OA

-

CTQ

14

CTQ

c

C

D

R

—

6S

TPM

TPM
TPM

6S

2019

863

2011

20%

90%

100%

TM

HMG

IT

2019

2012

ERP SRM

MES

APP

A B

7% C

10%

97%

95%

98.5%

ECN
Sinoma68.6
Sinoma72 Sinoma75
2014
77.7
68.6m 72m 75m 85.6m
3MW - 8MW



2019
8MW - 85.6m

	2014	16	2
CNAS		5	9
5		WindTask29	IEA
2017			10
10MW - 120m		6	30

	2018	GL	
			6
			100
IEC	GLPS		
	GL		
	101	40%	



VG
0.5 2.1%

10%

5%

10%

5



5400

36 20
69





1 21

2 1

3

5

24

3

2500



3 16

10

100

.....

3

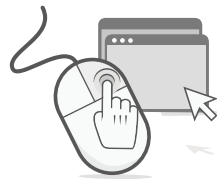


3 24

3 30

3 29





50

50	3.48%	10	8	5	12	3.99%
90			20			1.80%
		10		36		
	1.5%					

30%

215	2019	2019	19.66	5.2%
133			6%	
23.8	2004			
30.6%	2004-2019			

" "


X



BIM

JSW





U

