

CHINA BUILDING MATERIAL MAGAZINE

中国建材通讯

•

• 2018 2-3 125-126 •

•

0815- L0074



中国建材

绿色引领 创新驱动
建设美丽中国新时代

想



中国建材集团有限公司
China National Building Material Group Co.,Ltd.





“

”

GDP 6.5%

“

”

“

”

“

”

“

”

“

”

“

”

“

”

“

”

“

”

Contents

2018

2- 3

125- 126



1

4

5

6

7

8

2017

9

10

24

33



34

36

38

42

44

47

50

52

54

56

58

60

62

63

64

13



B 9







2017-2018 1345 91.2
35

2006 9

26 3.8

14

“ ”



2017

“ — — ”



2017

2017

7 23

23

“ — — ”

5

“ ”

6



3 12-16



AI

“ ”

“ ”

“

”

КП

“

”

“ ”

“ ”

“

” “

”



2 26

“

”



:

1



A

2000

20

15

10

2016 8 26

2002

2003

15

15

2002

65

36

3042

15

BPB

70

500

2016

259

500

230

2000

99.9%

2005

CNBM

CNBM



1972



=

+


v

2005

2016

25


T800 T1000



d

$\frac{3}{4}$







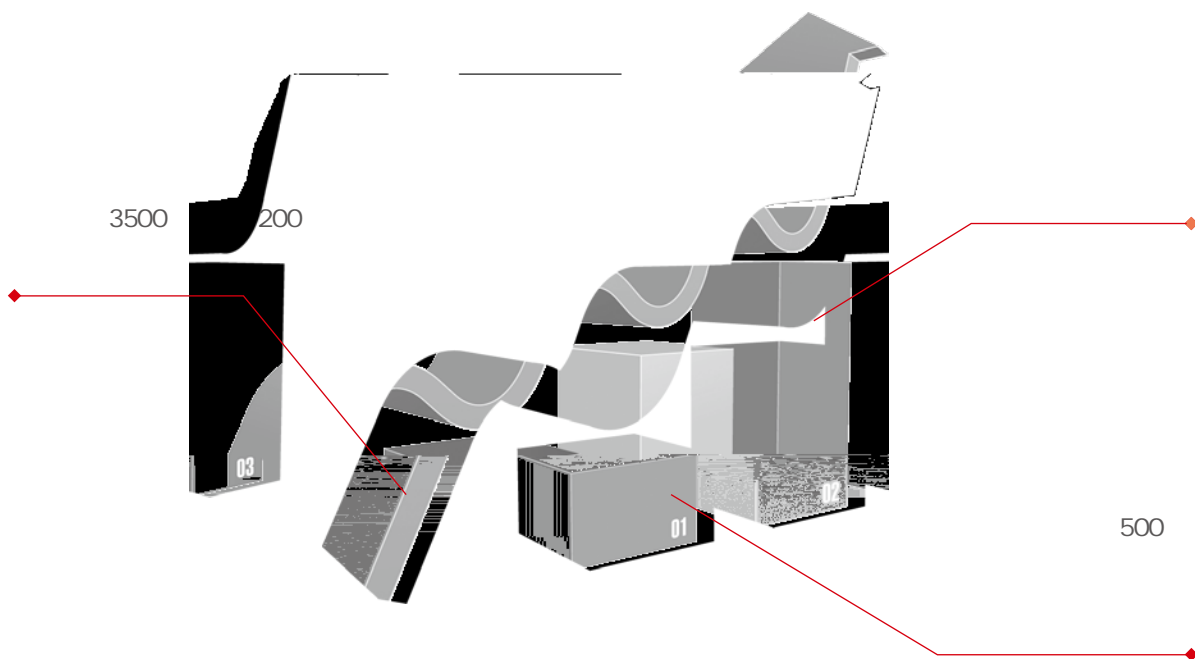
AI

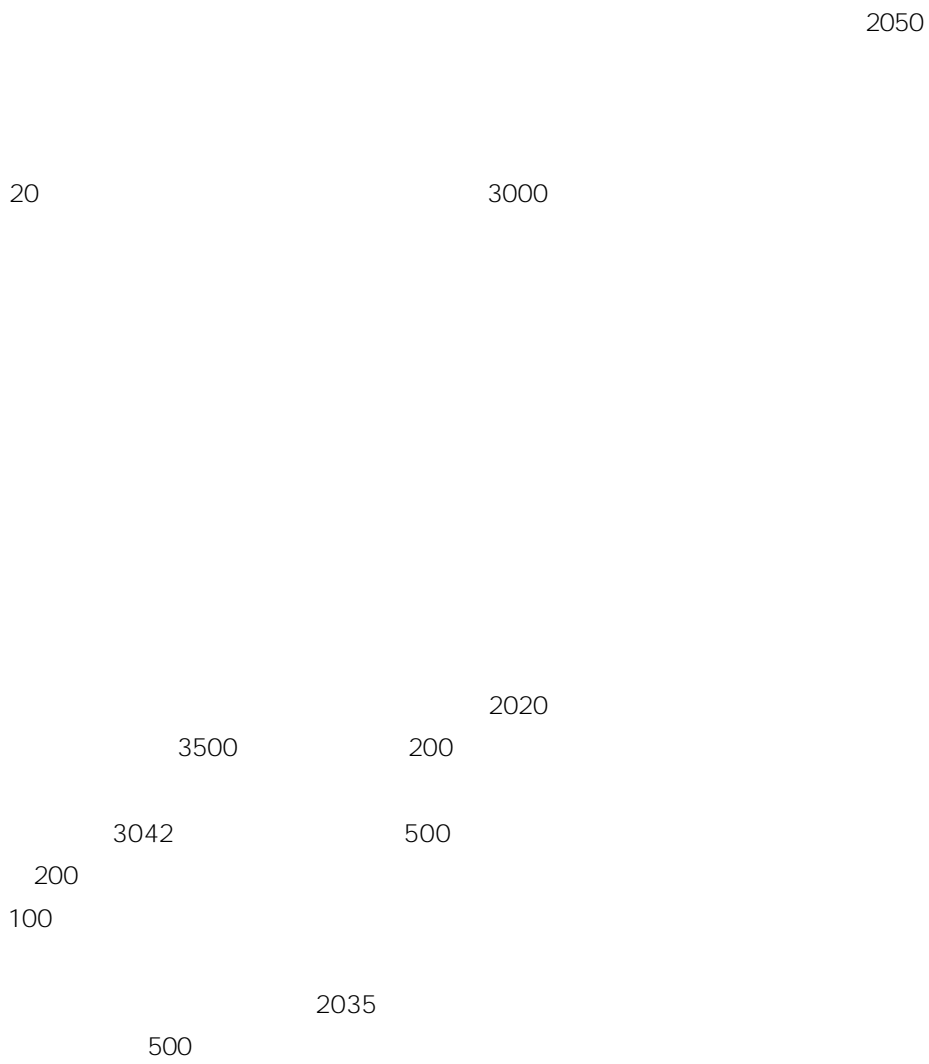
15

5+2 +

30

AI





20%

20%



— —

2017

8


“ ” “ ” “ ” “ ”

“ ”

40

“ ”

“ ” “ ” “ ” “ ”



2003
2002
36
2017
3042



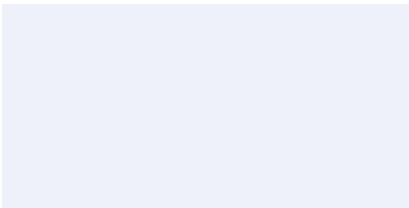
GDP

32.5

2500

40

500

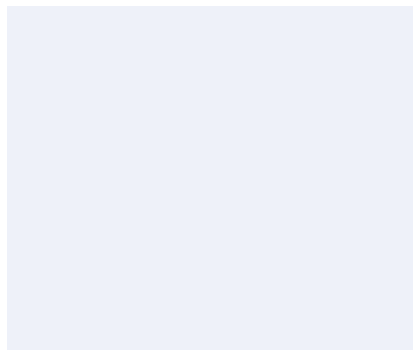
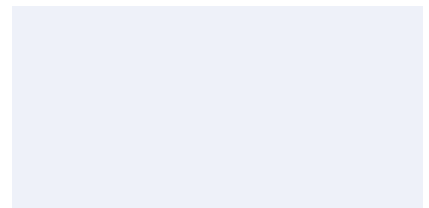


1912

32.5

70%

300





供给
结构

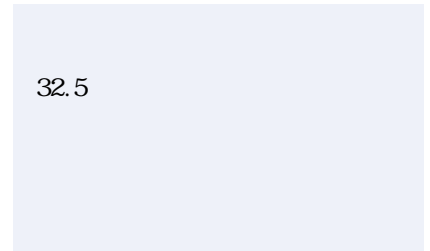

23.4



23.4
8

2500

9150 18% 877
94%
2011



30

34

100

32.5

32.5

95%

5000

4800 1.6


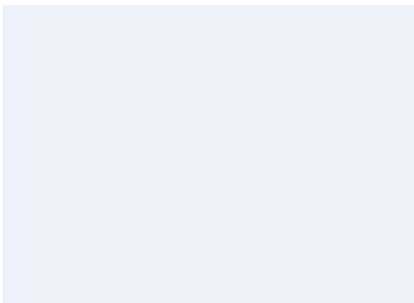
1.1 5000

900


50%

32.5

2500





fl



25 8 25
 15 16
 10 100

AI





500 115
48 18
500
500

2017
8% 5173 75
17%

2017

v



v






9/ 11

2008

0



call



130

31

20

5.3
65%
2000 5000





— —

65% - 70%

2

438

336

80

20
70%

2017

30

1

— — " "

30


30

2000

500

75

30



350f/h

.....

CALL



500


500f/d

2001



2016

2010
2016 7
500 18



5



1989

900 p1500

噫

19

+








“ ”

.....

“ ”

STG





2017 12 5

“ ”

STG4200tpd

2*6000tpd

2018


2017



2018
Langeon maeankinga

24

2017
21



Kidll Shadpoh

2012

Ggenfogd fogl i

480

Ggenfogd fogl i

Langeon maeankinga



Langeon maeankinga




GU3	DEV3		FAC	UNICEM	1	MBE
BISKRA	34	PAC	DEVNYA	2016- 2017	PAC	
	BISKRA	UNICEM				

2017

21.81% 30.33% 26.79%





14

2017

110

KPI

KPI



300

201/

			199	1
			2	
	2017			
644	20142			
		2017		26

2018

	2017	31
3		

2017





30

45%

200

2014

2016

2016

" "

5000

100%

40%

2014 1



* 2017

2015

5000f/d

C2+11

C2+11+5

10%

70%
15 /

4000

2016

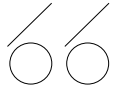
4200

2016

1992

131

20



“ ”




TC

2013			30
	131		
		13	
		10	
		3	
	1		2
		20	2014
		2016	2017



— —



66 2017

99

2017

BNBM

F fo

C





董事长带着我们演《绒花》

.....

——

“

——

”

“ ” “ ”


”

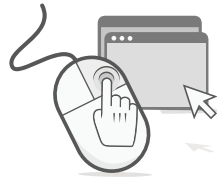
“ ”

.....

”

“





CNBM

45

40

2018 3

55


48

12

12

35

2018



3 2

3 2
14410

3 2 3 4
38558



Ahancie

300w 300

18.2%

17.9%



震撼 感动 压力

FAST
20

80 90

30

我的国 我为你歌唱

七排律 大国重器

—

“ ” “ ” FAST

水调歌头

—

祖国 为你唱一首歌



国家行政学院
CHINA NATIONAL SCHOOL OF ADMINISTRATION



